

7/4  
20)



• 276

$$C = \frac{22}{27} \frac{23}{26}$$

(7)

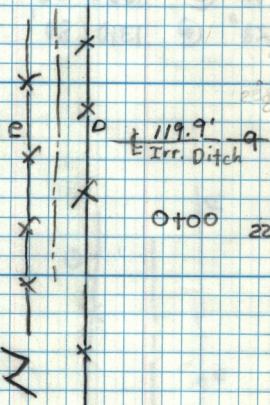
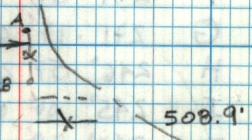
1895.20 ~~X~~ X  
 1786.70' ~~X~~ X  
 1579.3' ~~X~~ X  
 Address  
 2496  
 1420.2' ~~X~~ X  
 1281.0' ~~X~~ X

Address  
 2489  
 1748.0'

1426.2'

X X X X 1259.7'

old broke  
 down fence



X X 367.7'


X X 231.18'

X X 659.6'

X X 752.5'



204.0'  
 N Plain City Rd



old fence  
 posts  
 (run down  
 fence)

Transit  
 line

931.75

X X X 931.75'

X X X 1144.60'

X X X 1358.80'

1378.0' E Irr. Ditch

40

X X 1472.0'